


1

Adding 2-Digit Numbers

Episode #215



Extension Activities

For more resources, visit:

SIS 4 TEACHERS
Strategic Intervention Solutions

mathmights.org

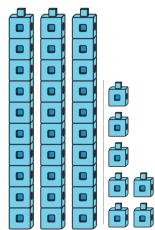



Adding with Value Pak

Materials: base ten blocks or snap cubes (or pencil and paper to draw the cubes), equation cards

Directions:

1. Cut out the cards and place them in a pile face down.
2. Work with a partner. Take turns to flip over the top card in the pile.
3. Build each number that is shown on the card with snap cubes or base ten blocks (or do a drawing). Record the equation and compare your answers.
4. Repeat until all the cards have been turned over.



$$37 + 20 =$$



$38 + 50 =$

$45 + 20 =$

$41 + 40 =$

$31 + 20 =$

$24 + 30 =$

$16 + 50 =$

$15 + 30 =$

$46 + 50 =$

$32 + 30 =$

$35 + 20 =$

$27 + 40 =$

$18 + 40 =$

$22 + 20 =$

$19 + 30 =$


$51 + 20 =$

$11 + 60 =$

$29 + 70 =$

$38 + 30 =$

Place Value Board



For more resources, visit:

mathmights.org



Connect with Us

@mathmights

