


3

# Multiply with "Groups Of"

Episode #213



Extension Activities



For more resources, visit:

**SIS**  **TEACHERS**  
Strategic Intervention Solutions

[mathmights.org](http://mathmights.org)



# Multiplication Tetris


**Directions:**

Have students play in groups of 2 or 3. Each group needs two dice and each player needs a blank grid that is 15 units by 15 units.

On each player's turn she rolls two dice. The numbers of the dice become the height and width of a rectangle that she will draw onto her grid paper. If a player rolls a 2 and a 5, she decides if the rectangle she draws on the grid will be 2 x 5 or 5 x 2. After the rectangle is drawn, the player writes the factors she used inside the rectangle on the grid.

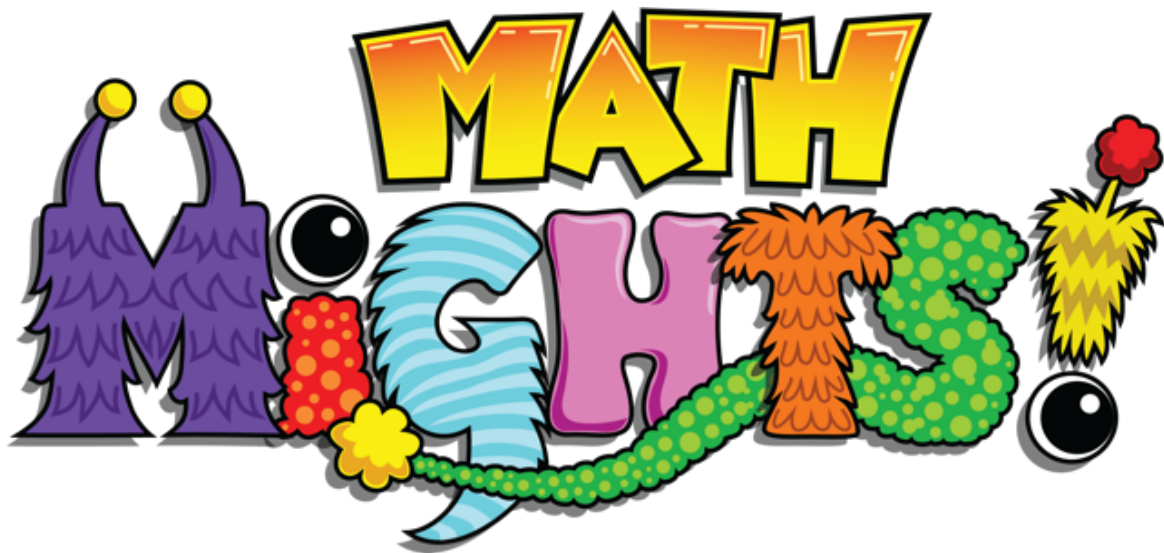
Each player stops playing as soon as she can no longer draw a rectangle that matches the dice rolled. Rectangles must not overlap and cannot be broken up into smaller rectangles.

The winner of the game is the person who ends up with the fewest unused unit spaces.



For more resources, visit:

mathmights.org



Connect with Us

@mathmights

