


K

# Break Apart Numbers

Episode #307



Extension Activities

For more resources, visit:

 **SIS 4 TEACHERS**  
Strategic Intervention Solutions

[mathmights.org](http://mathmights.org)



# Make or Break Numbers











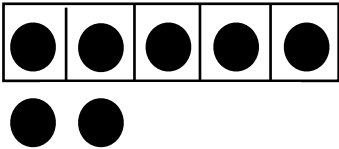




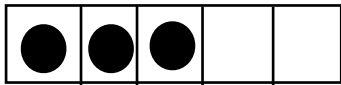


**Materials:** number cards (4-9) cut out

**Directions:**

1. Flip over the number cards and put them in a pile facedown. Turn over then top card.
2. Look on the Dots Page to find two groups of dots that can be put together to make the number that you rolled.
3. Write an expression below to represent the 2 parts that make the number.

|    |                      |
|----|----------------------|
| 1  | example: $4 + 3 = 7$ |
| 2  |                      |
| 3  |                      |
| 4  |                      |
| 5  |                      |
| 6  |                      |
| 7  |                      |
| 8  |                      |
| 9  |                      |
| 10 |                      |

|   |   |  |   |
|---|---|--|---|
|    |    |    |    |
|    |    |    |    |
|  |  |  |  |
|  |  |  |  |

4

5

6

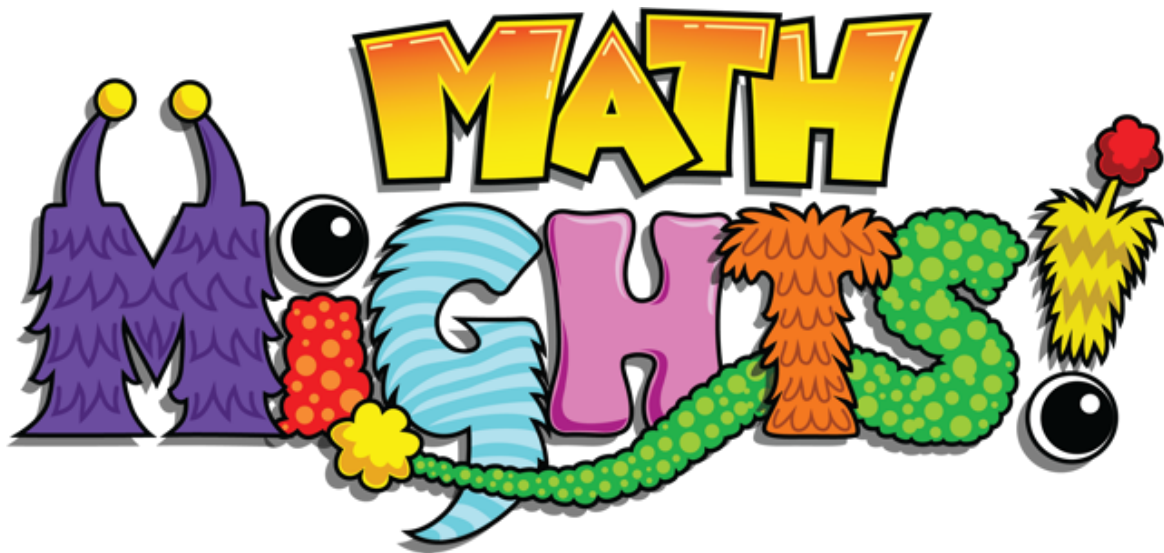
7

8

9

For more resources, visit:

mathmights.org



Connect with Us

@mathmights

