


1

Comparing Numbers Different Ways

Episode #302



Extension Activities

For more resources, visit:

SIS 4 TEACHERS
Strategic Intervention Solutions

mathmights.org



Ten Frame Compare

Materials:

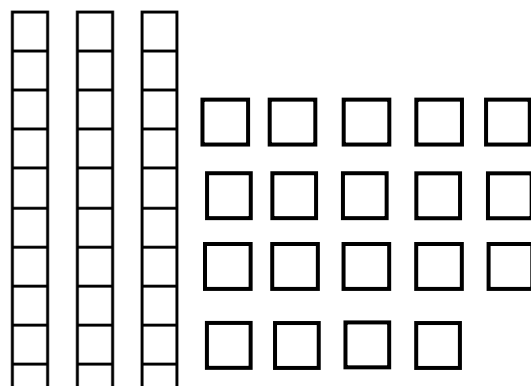
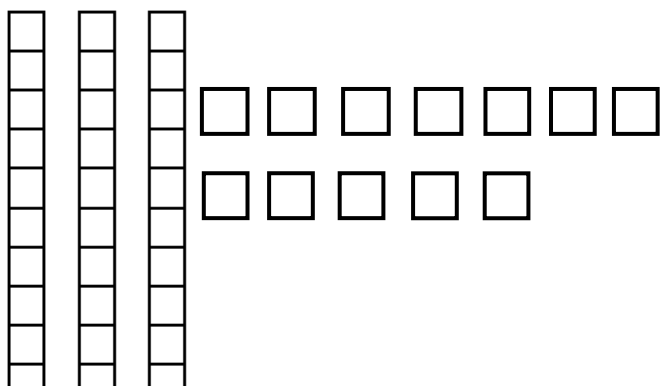

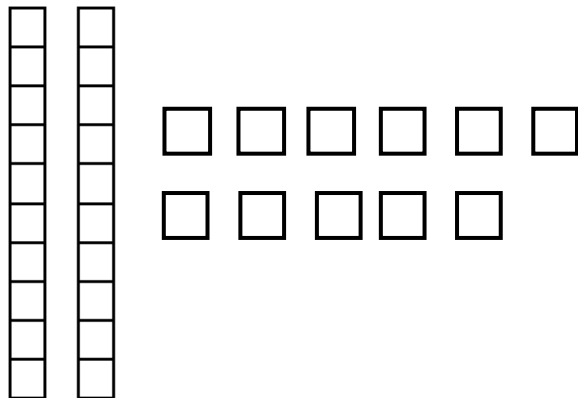
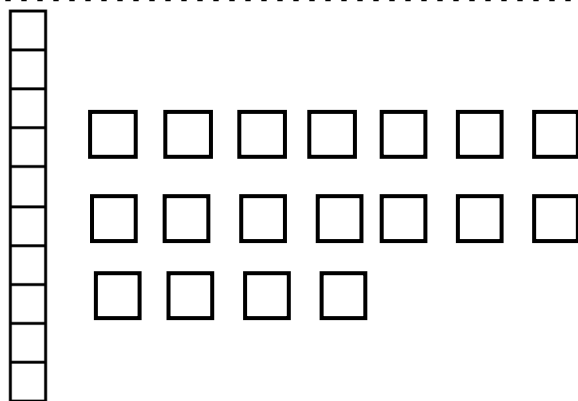
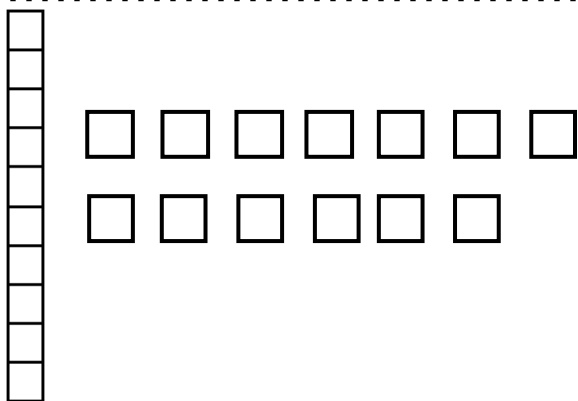
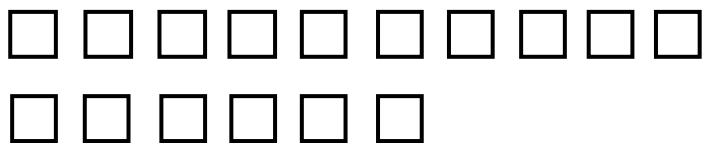
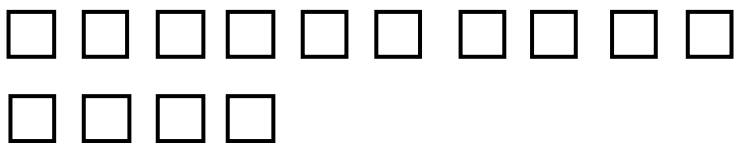

ten frame cards (cut out)


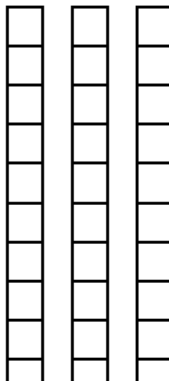
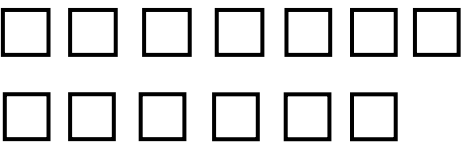
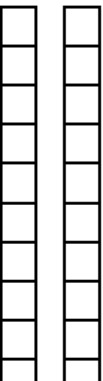



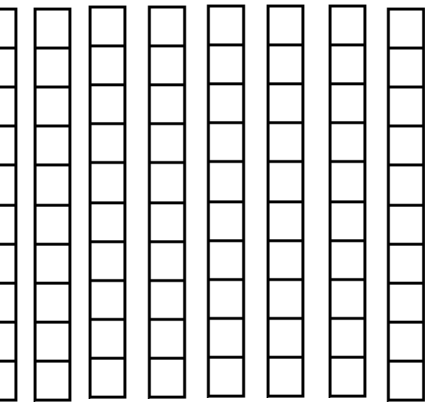
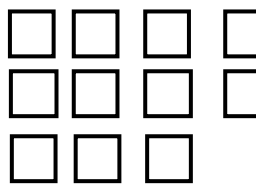
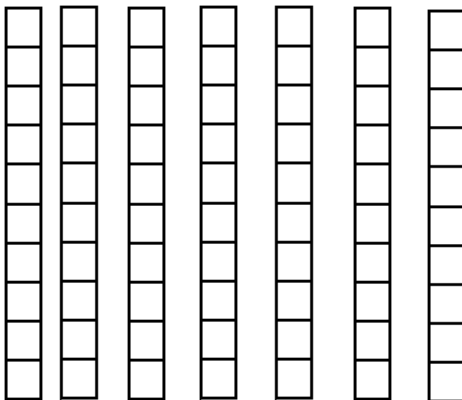

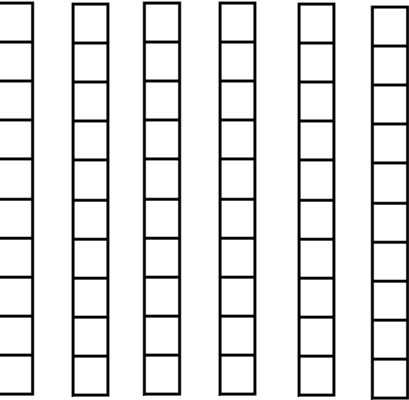
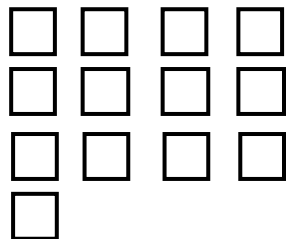



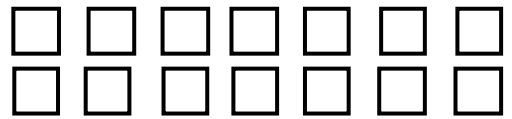

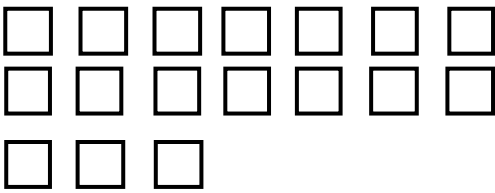
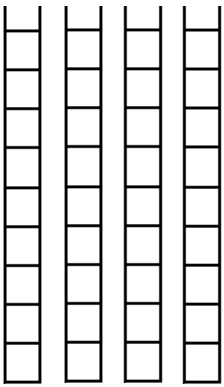
Directions:

1. Work with a partner. Deal ten cards to each player.
2. Both players turn over the top card in their stack. Players compare cards. The player with the greater number takes both cards and puts them on the bottom of their stack. If the cards are of equal value players turn over another card each and compare the new cards.
3. Both players record the result of the comparison on the chart below using the symbols $<$, $>$, $=$.
4. The game continues until one player has all of the cards.

| Player 1's Number | $<$, $>$, $=$ | Player 2's Number |
|-------------------|-----------------|-------------------|
| | | |
| | | |
| | | |
| | | |
| | | |
| | | |
| | | |
| | | |
| | | |

| Player 1's Number | $<$, $>$, $=$ | Player 2's Number |
|-------------------|-----------------|-------------------|
| | | |
| | | |
| | | |
| | | |
| | | |
| | | |
| | | |
| | | |
| | | |
| | | |





For more resources, visit:

mathmights.org



Connect with Us

@mathmights

