


2

# Comparing Numbers on a Number Line

Episode #303



Extension Activities

For more resources, visit:

**SIS 4 TEACHERS**  
Strategic Intervention Solutions

[mathmights.org](http://mathmights.org)



# Plot and Compare

**Directions:** Plot the numbers given on the number line and use  $<$ ,  $>$ , or  $=$  to compare the two numbers (example:  $3 < 13$ ).

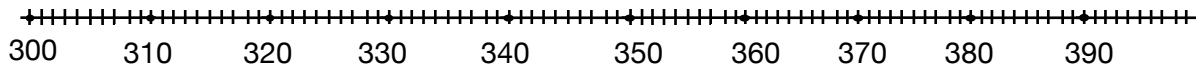
1.



Plot: **681, 618**

Compare (use  $<$ ,  $>$ , or  $=$ ) : \_\_\_\_\_

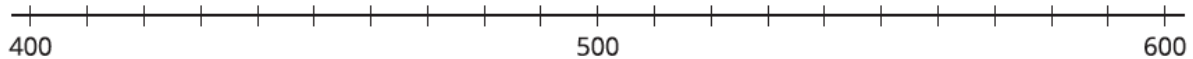
2.



Plot: **315, 366**

Compare (use  $<$ ,  $>$ , or  $=$ ) : \_\_\_\_\_

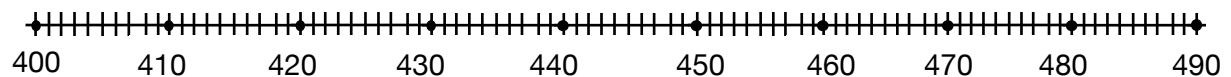
3.



Plot: **560, 460**

Compare (use  $<$ ,  $>$ , or  $=$ ) : \_\_\_\_\_

4.



Plot: **428, 488**

Compare (use  $<$ ,  $>$ , or  $=$ ) : \_\_\_\_\_

For more resources, visit:

mathmights.org



Connect with Us

@mathmights

