


2

Compare 3-Digit Numbers Part 1

Episode #304



Extension Activities




For more resources, visit:

SIS 4 TEACHERS
Strategic Intervention Solutions

mathmights.org



Compare with Value Pak



Materials:

- base ten blocks (cut out)
- one digit numeral cards (cut out)
- place value mat

Directions:

1. Work with a partner. Shuffle the numeral cards and place them facedown.
2. Both players: Turn over 3 cards to make a 3-digit number. Represent your number on a place value mat using base ten blocks.
3. Compare your representations. Record your comparisons using the symbols $<$, $>$, or $=$ on the chart below.
4. Repeat steps 1-3 for 9 more rounds.

ROUND	Player 1 3-digit number	$>$, $<$, or $=$	Player 2 3-digit number
1			
2			
3			
4			
5			
6			
7			
8			
9			
10			

Place Value Board

--	--	--

hundreds

tens

ones

--	--	--

1

2

3

4

5










6

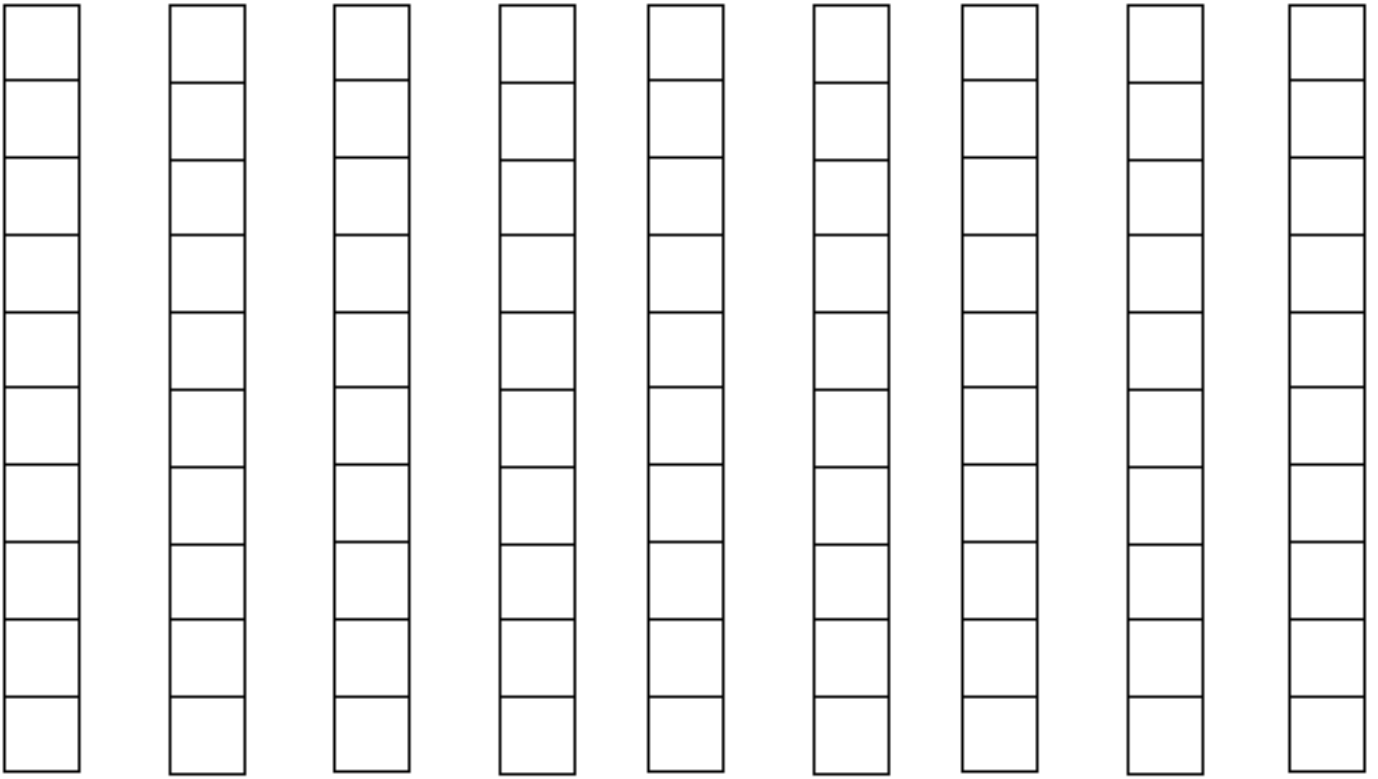
7

8

9

0





For more resources, visit:

mathmights.org



Connect with Us

@mathmights

