


2

# Halves, Thirds, and Fourths

Episode #311



Extension Activities



For more resources, visit:

**SIS**  **TEACHERS**  
Strategic Intervention Solutions

[mathmights.org](http://mathmights.org)



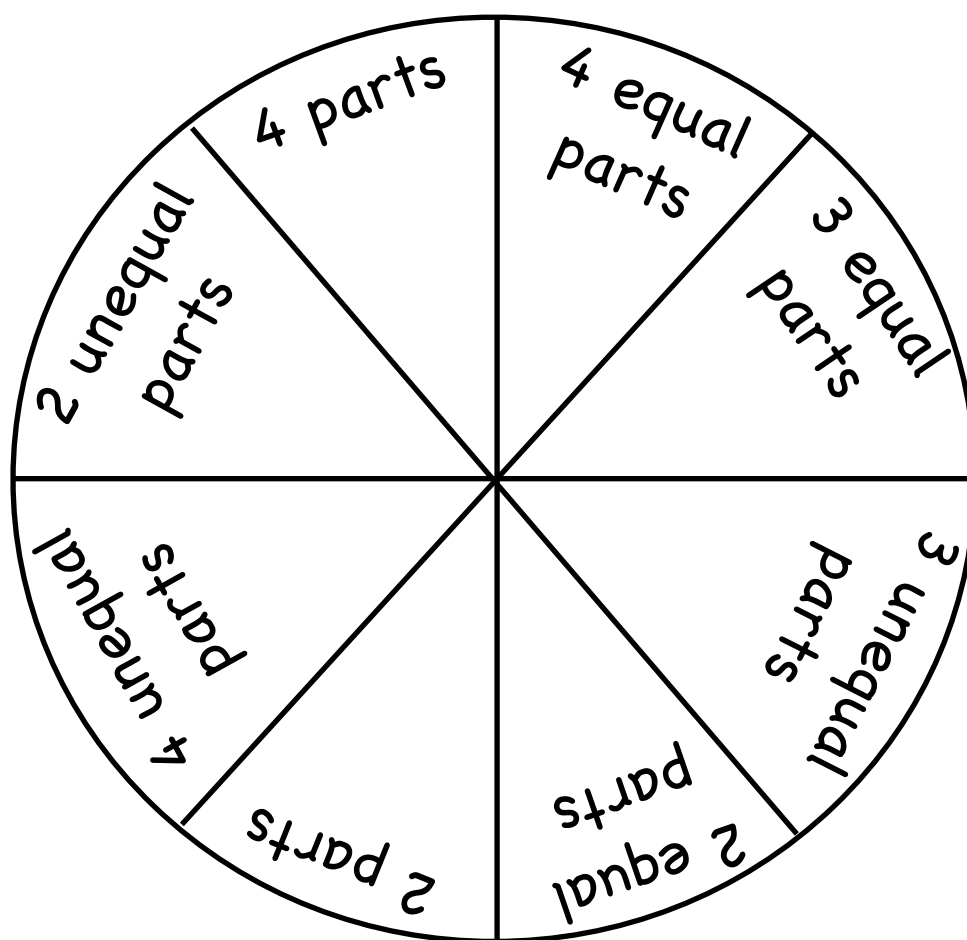
# Split the Shape









**Materials:**

1. spinner (you will need a pencil and paperclip to create the spinner)
2. recording sheet
3. 2 players

**Directions:**

1. Player 1 spins and splits their shape.
2. Compare the shapes.
3. If you made equal parts, name the parts using halves, thirds, or fourths on the recording sheet.
4. Player 2 repeats steps 1-3. Continue taking turns until the recording sheet is filled in.



Player 1	Player 2
 <hr data-bbox="228 537 776 541"/>	 <hr data-bbox="850 537 1398 541"/>
 <hr data-bbox="228 928 776 932"/>	 <hr data-bbox="850 928 1398 932"/>
 <hr data-bbox="228 1318 776 1323"/>	 <hr data-bbox="850 1318 1398 1323"/>
 <hr data-bbox="228 1705 776 1709"/>	 <hr data-bbox="850 1705 1398 1709"/>

For more resources, visit:

mathmights.org



Connect with Us

@mathmights

