


2

Fractions with a Whole

Episode #312



Extension Activities



For more resources, visit:

SIS 4 TEACHERS
Strategic Intervention Solutions

mathmights.org



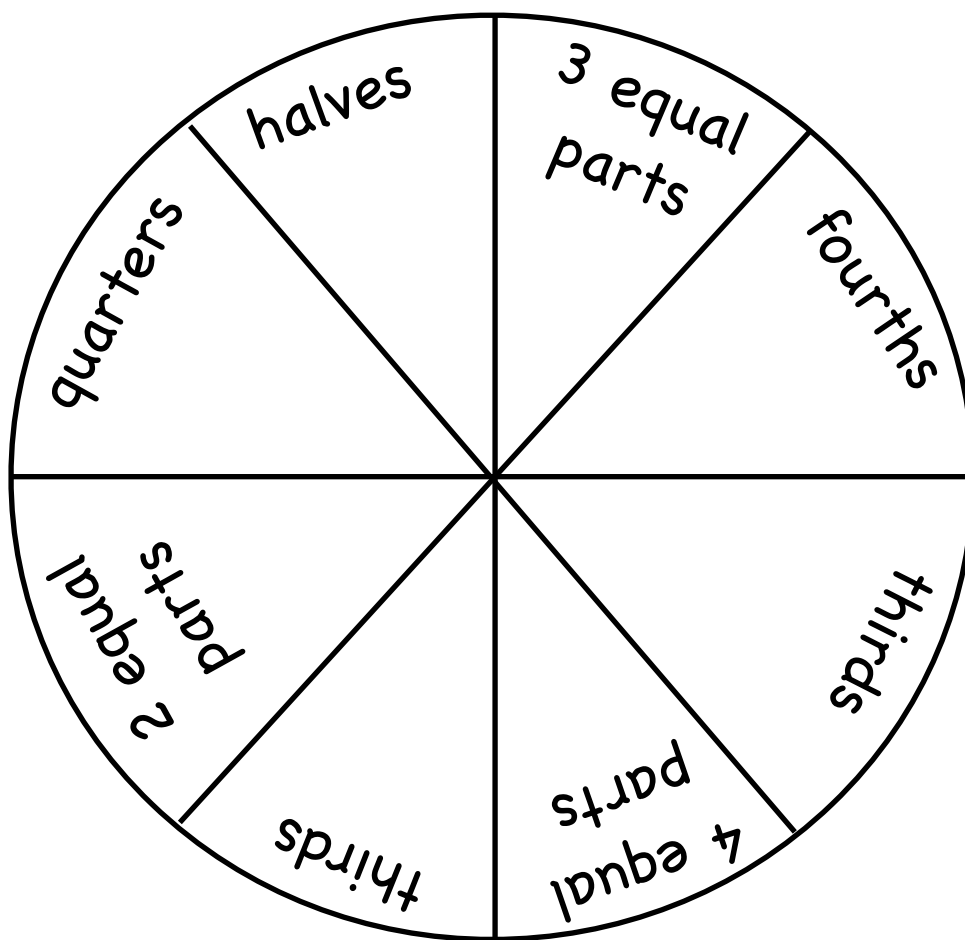
Split the Shape









Materials:

1. spinner (you will need a pencil and paperclip to create the spinner)
2. recording sheet
3. 2 players

Directions:

1. Player 1 spins and splits their shape two different ways.
2. Compare your shapes.
3. Name the parts using half of, third of, fourth of, or quarter of on the recording sheet.
4. Player 2 repeats steps 1-3. Continue taking turns until the recording sheet is filled in.



Player 1	Player 2
 <hr data-bbox="228 537 774 541"/>	 <hr data-bbox="849 537 1395 541"/>
 <hr data-bbox="228 928 774 932"/>	 <hr data-bbox="849 928 1395 932"/>
 <hr data-bbox="228 1318 774 1323"/>	 <hr data-bbox="849 1318 1395 1323"/>
 <hr data-bbox="228 1705 774 1709"/>	 <hr data-bbox="849 1705 1395 1709"/>

For more resources, visit:

mathmights.org



Connect with Us

@mathmights

