


3

Fractions on a Number Line

Episode #311



Extension Activities



For more resources, visit:

SIS  **TEACHERS**
Strategic Intervention Solutions

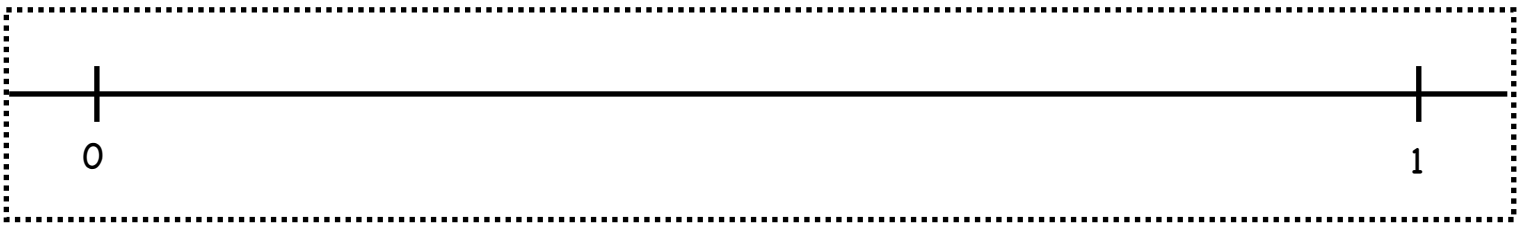
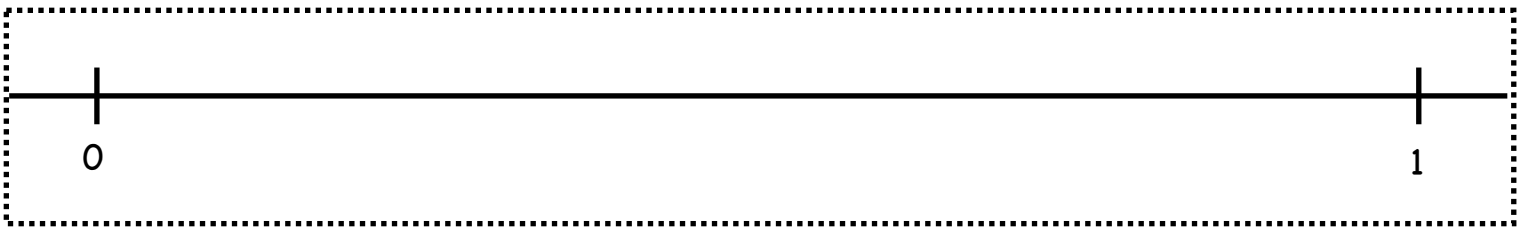


mathmights.org



Cut, Fold, Label

Directions:

1. Cut out all 5 number lines.
2. Fold the first number line into halves. Draw tick marks to show the halves. Label the number $\frac{1}{2}$.
3. Fold the next number line into thirds. Draw tick marks to show the thirds. Label the number $\frac{1}{3}$.
4. Continue with fourths, sixths, and eighths.



For more resources, visit:

mathmights.org



Connect with Us

@mathmights

