


3

Measuring with Halves or Fourths

Episode #401



Extension Activities



For more resources, visit:

SIS  **TEACHERS**
Strategic Intervention Solutions

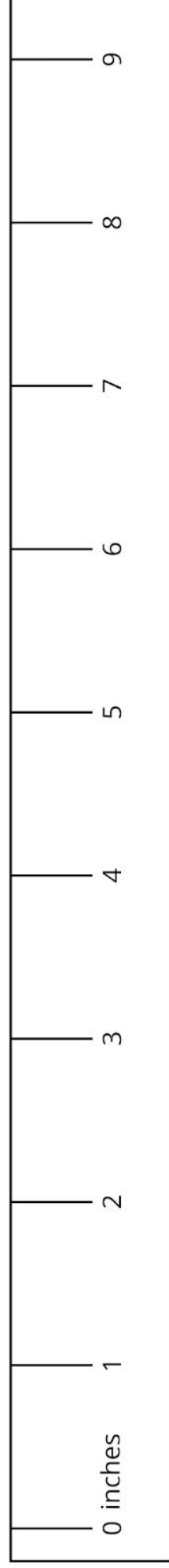

mathmights.org



Measure To The Nearest Half or Quarter Inch

Directions:

1. Label one ruler with halves and cut it out.
2. Find 5 objects and use this ruler to measure the objects to the nearest half-inch.
3. Record your measurements on the recording sheet.
4. Label the second ruler with fourths (quarters) and cut it out.
5. Find 5 objects and use this ruler to measure the objects to the nearest quarter-inch.
6. Record your measurements on the recording sheet.



Recording Sheet

Object	Measurement to the nearest half-inch.

Object	Measurement to the quarter half-inch.

For more resources, visit:

mathmights.org



Connect with Us

@mathmights

