

K


Create Groups Same, Fewer, More

Episode #112



Extension Activities

For more resources, visit:


 **SIS 4 TEACHERS**
Strategic Intervention Solutions

mathmights.org






Deck o' Dots Duel 10-Frame



Directions:

1. Cut out the cards. Mix them up and place them in a pile, face down, in the center of the game board.
2. Each player flips over a card from the deck, then the players compare the values of their cards in a duel.
3. Record each hand that is played on the recording sheet circle the player who has more.
4. The player with the higher card value wins both cards in the duel.
5. If the value of the cards are the same, each player flips and additional card for a tie-breaker.
6. When the deck is gone, the player with the most cards wins!





Deck o' Dots Duel

Accountability Worksheet



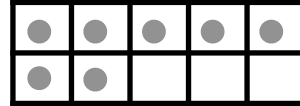
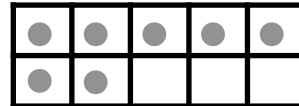
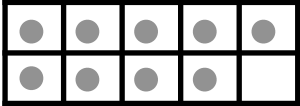
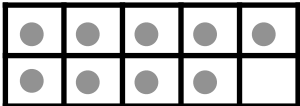
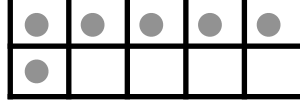
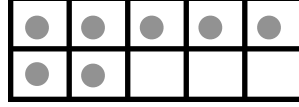
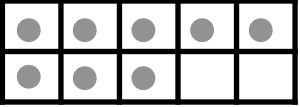
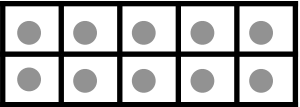
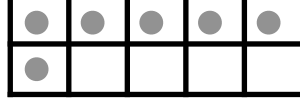
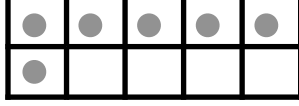
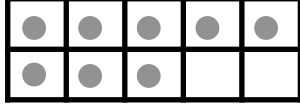
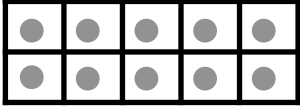
Names: _____

Player 1	Player 2

Put a circle
around the
partner
who has
more

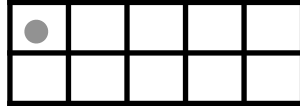
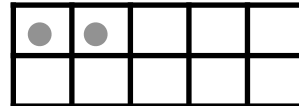
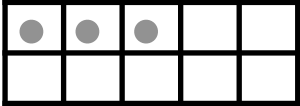
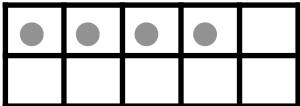

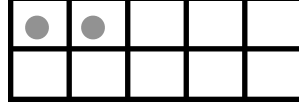
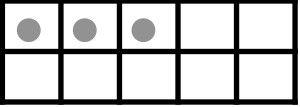
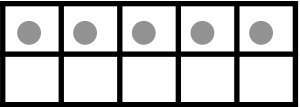
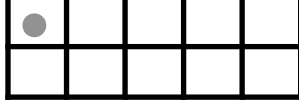
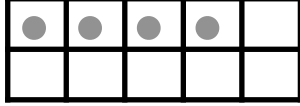
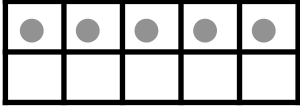


Deck o Dots Cards





Deck o Dots Cards



For more resources, visit:

mathmights.org



Connect with Us

@mathmights

