


3

Find the Area of Figures

Episode #113



Extension Activities

For more resources, visit:

 **SIS 4 TEACHERS**
Strategic Intervention Solutions

mathmights.org



Find the Area

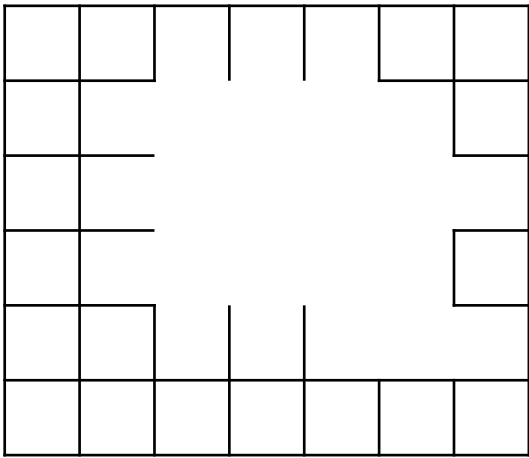
Materials: cm grid paper, ruler, rectangle cards (cut out)

Directions:

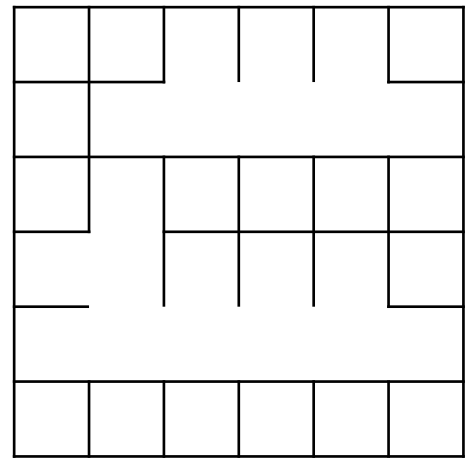
1. Pick one of the 6 cards. Each square represents a 1 cm square. Sketch the rectangle on centimeter grid paper. Complete the rows and columns.
2. Label the side lengths of the rectangle and record the data on the recording sheet.
3. Write a multiplication equation to find the area of the rectangle.
4. Repeat with the other cards.

| Rectangle Card | Side Length | Side Length | Multiplication Equation |
|----------------|-------------|-------------|--------------------------------|
| | | | ___ X ___ = ___cm ² |
| | | | ___ X ___ = ___cm ² |
| | | | ___ X ___ = ___cm ² |
| | | | ___ X ___ = ___cm ² |
| | | | ___ X ___ = ___cm ² |
| | | | ___ X ___ = ___cm ² |

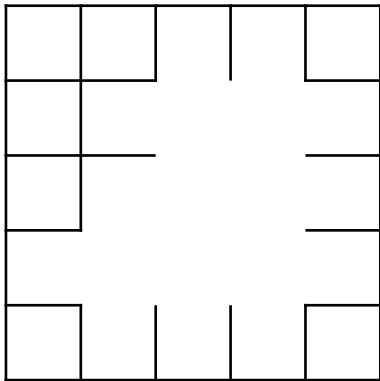
A.



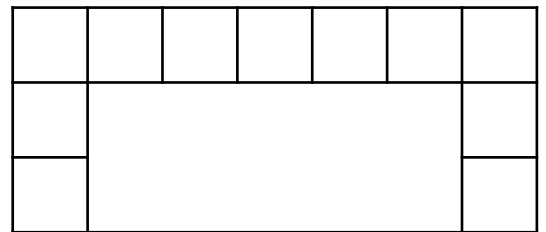
B.



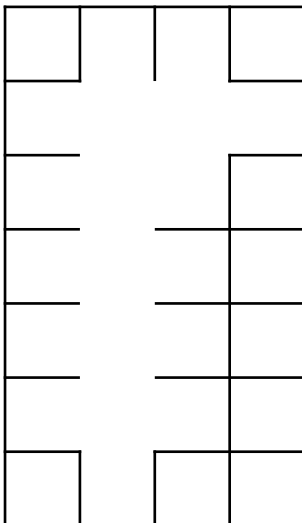
C.



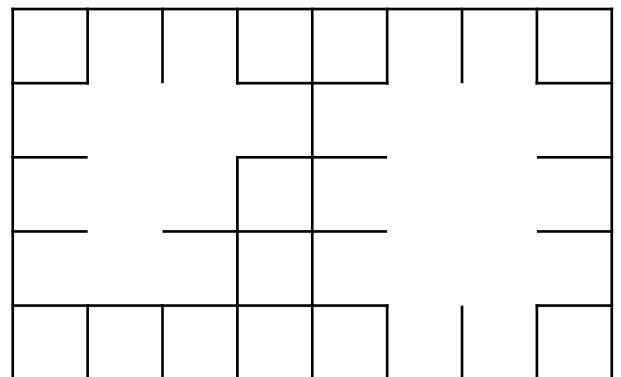
D.



E.



F.



For more resources, visit:

mathmights.org



Connect with Us

@mathmights

