


2

Measuring with Centimeters

Episode #203



Extension Activities



For more resources, visit:






SIS 4 TEACHERS
Strategic Intervention Solutions



mathmights.org



Measuring With Centimeters

Directions: Cut out the base ten blocks. Each square represents 1 centimeter cube. Use the base ten blocks to measure the Math Might Characters. Record the length of each character.





For more resources, visit:

mathmights.org



Connect with Us

@mathmights

