


1

3 Addends

Episode #205



Extension Activities

For more resources, visit:


SIS  **TEACHERS**
Strategic Intervention Solutions

mathmights.org





Deck o' Dots 3-Addend Duel



Directions:

1. Cut out the cards. Mix them up and place them in a pile, face down, in the center of the game board.
2. Each player flips 3 cards from the deck and finds the sum of the 3 cards drawn.
3. Record each hand that is played on the recording sheet circle the player who has the larger sum of the 3 addends.
4. The player with the larger sum wins all the cards in the duel.
5. If the value of the cards are the same, each player flips and additional card for a tie-breaker.
6. When the deck is gone, the player with the most cards wins!

Player 1's Board

addend

+

addend

+

addend

Player 2's Board



addend

+

addend

+

addend



Deck o' Dots 3-Addend Duel

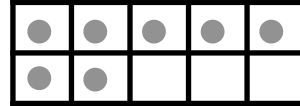
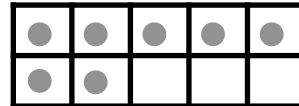
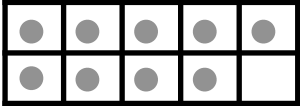
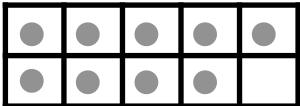
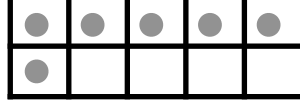
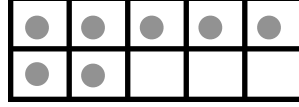
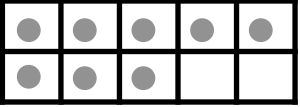
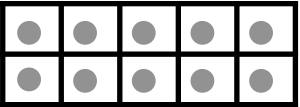
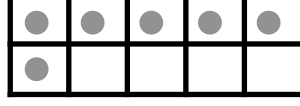
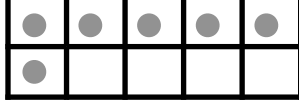
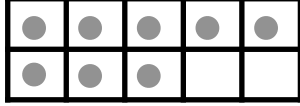
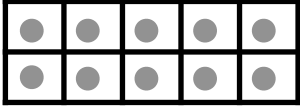
Recording Sheet

Player 1	Player 2
$\underline{\quad} + \underline{\quad} + \underline{\quad} = \underline{\quad}$	$\underline{\quad} + \underline{\quad} + \underline{\quad} = \underline{\quad}$
$\underline{\quad} + \underline{\quad} + \underline{\quad} = \underline{\quad}$	$\underline{\quad} + \underline{\quad} + \underline{\quad} = \underline{\quad}$
$\underline{\quad} + \underline{\quad} + \underline{\quad} = \underline{\quad}$	$\underline{\quad} + \underline{\quad} + \underline{\quad} = \underline{\quad}$
$\underline{\quad} + \underline{\quad} + \underline{\quad} = \underline{\quad}$	$\underline{\quad} + \underline{\quad} + \underline{\quad} = \underline{\quad}$
$\underline{\quad} + \underline{\quad} + \underline{\quad} = \underline{\quad}$	$\underline{\quad} + \underline{\quad} + \underline{\quad} = \underline{\quad}$
$\underline{\quad} + \underline{\quad} + \underline{\quad} = \underline{\quad}$	$\underline{\quad} + \underline{\quad} + \underline{\quad} = \underline{\quad}$
$\underline{\quad} + \underline{\quad} + \underline{\quad} = \underline{\quad}$	$\underline{\quad} + \underline{\quad} + \underline{\quad} = \underline{\quad}$
$\underline{\quad} + \underline{\quad} + \underline{\quad} = \underline{\quad}$	$\underline{\quad} + \underline{\quad} + \underline{\quad} = \underline{\quad}$

Put a circle around the player who has the larger sum.

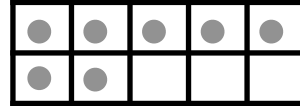
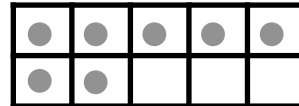
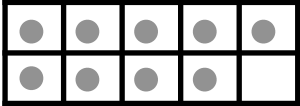
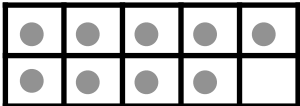
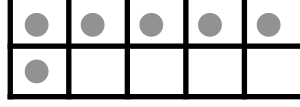
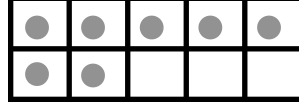
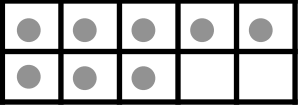
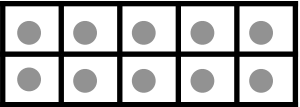
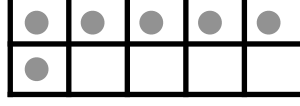
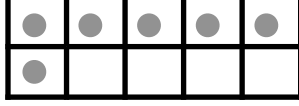
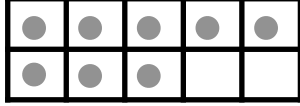
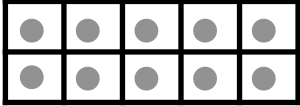


Deck o Dots Cards




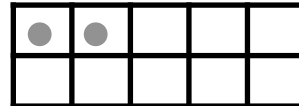
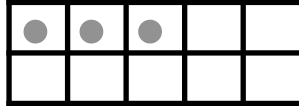
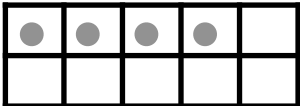
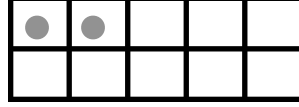
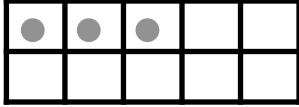
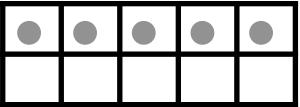
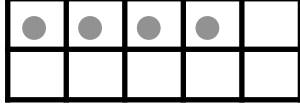
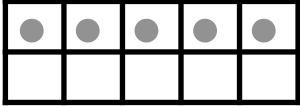


Deck o Dots Cards




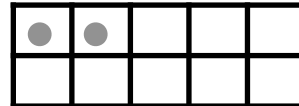
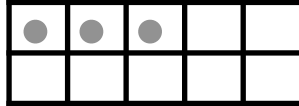
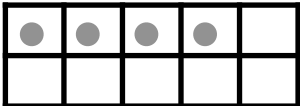
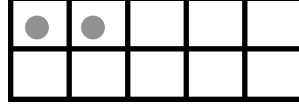
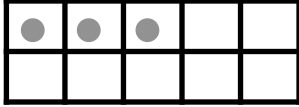
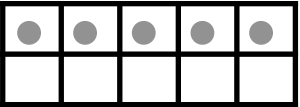

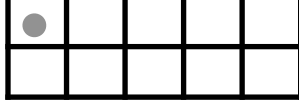
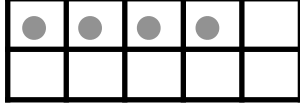
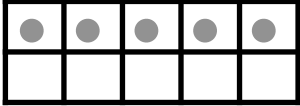


Deck o Dots Cards






Deck o Dots Cards



For more resources, visit:

mathmights.org



Connect with Us

@mathmights

