


K

Ways to Make Different Shapes

Episode #208



Extension Activities

For more resources, visit:

SIS 4 TEACHERS
Strategic Intervention Solutions

mathmights.org

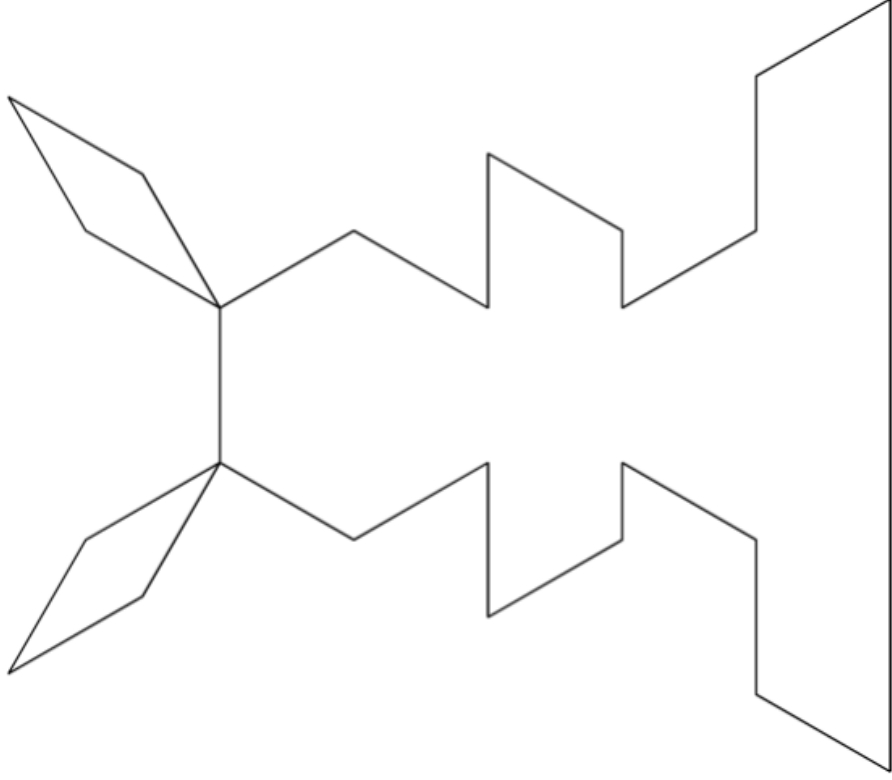








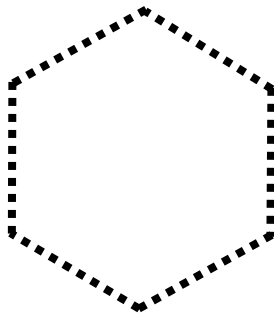
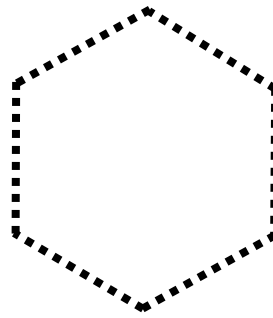
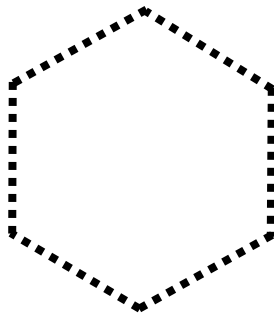
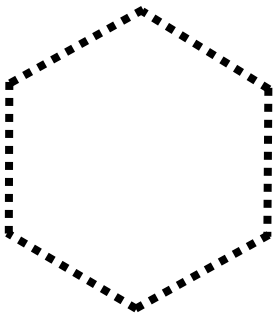









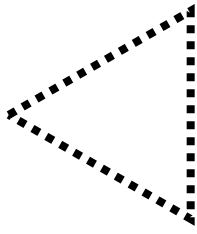
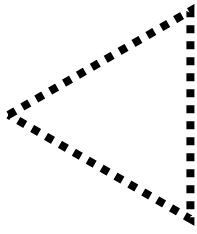
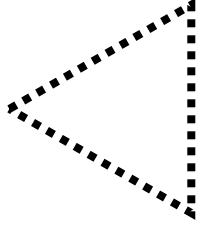


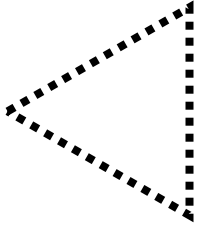
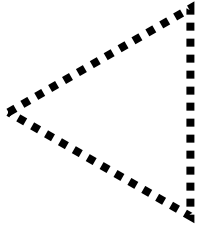
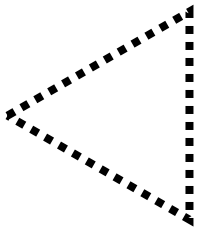
Pattern Block Puzzle Challenge

Direction: Cut out the pattern blocks. Use the pattern blocks to cover the image. Count and record how many of each shape you used.

A grey rounded rectangle containing five pattern block definitions, each with a shape, a label, and a cutting guide:

- square**: A square shape with a cutting guide consisting of two horizontal lines and three dots between them.
- triangle**: A triangle shape with a cutting guide consisting of two horizontal lines and three dots between them.
- hexagon**: A regular hexagon shape with a cutting guide consisting of two horizontal lines and three dots between them.
- rhombus**: A rhombus shape with a cutting guide consisting of two horizontal lines and three dots between them.
- trapezoid**: A trapezoid shape with a cutting guide consisting of two horizontal lines and three dots between them.





For more resources, visit:

mathmights.org



Connect with Us

@mathmights

